

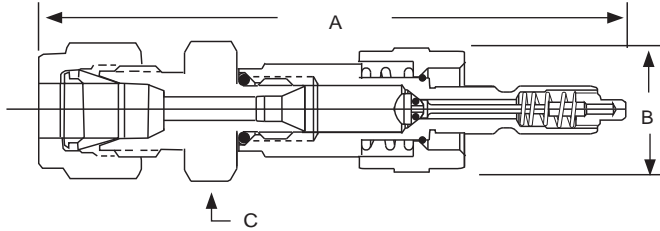
Materials of Construction			
#	Component	Stainless Steel	Brass
1	Body*	316 SS	Brass
2	Body Adapter*	316 SS	Brass
3	Body Adapter Seal*	Viton O-Ring	Buna N O-Ring
4	Body Valve*	316 SS	316 SS
5	Body Valve Spring*	316 SS	316 SS
6	Body Valve Seal*	Viton O-Ring	Buna N O-Ring
7	Insert*	316 SS	316 SS
8	Insert Seal*	Viton O-Ring	Buna N O-Ring
9	Poppet*	316 SS	316 SS
10	Locking Ball*	316 SS	316 SS
11	Body Sleeve	316 SS	Brass
12	Sleeve Snap Ring	316 SS	316 SS
13	Body Sleeve Springs	316 SS	316 SS
14	Stem Body*	316 SS	Brass
15	Stem Sleeve	316 SS	Brass
16	Sleeve Spring	316 SS	316 SS
17	Snap Ring	316 SS	316 SS
18	DESO Valve*^	316 SS	316 SS
19	DESO Valve O-Ring*^	Viton O-Ring	Buna N O-Ring
20	Valve Cap Spring*	316 SS	316 SS
21	Valve Cap*	316 SS	Brass
22	Stem Adapter*	316 SS	Brass

Temperature °F	316 SS			Brass		
	QC4	QC6	QC8	QC4	QC6	QC8
Pressure Rating psig						
Coupled						
70	3000	1500	750	2000	1000	500
250	-	-	-	250	250	250
400	250	250	250	-	-	-
Uncoupled and Durring Coupling & Uncoupling						
70	250	250	250	250	250	250

*Wetted components.

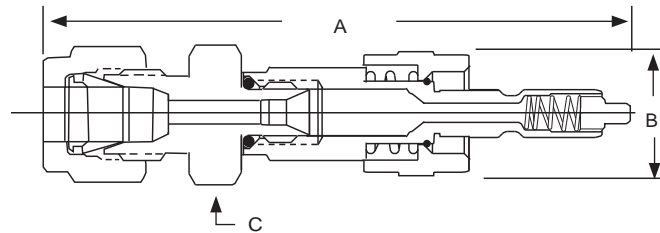
^ Not Assembled in SESO stem.

Stems



DESO

Stem has valve, shuts off when uncoupled.



SESO

Stem has no valve, remains open when uncoupled.

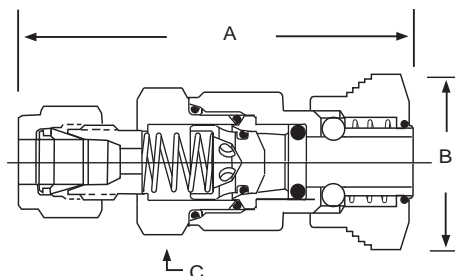
Models Shown: End Connection Type Fractional Tube Fitting

End Connection Type	SESO/DESOSTem Design	Basic Ordering Number	Connector Size	Dimensions					
				A		B*		C	
				In.	mm	In.	mm	In.	mm
Fractional Tube Fitting	DESO	QC4-D-D2	1/8	2.82	71.63	0.62	15.75	7/16	11.11
		QC4-D-D4	1/4	2.94	74.68	0.62	15.75	1/2	12.70
		QC6-D-D6	3/8	3.05	77.47	0.74	18.80	5/8	15.88
		QC8-D-D8	1/2	3.27	83.06	0.87	22.10	13/16	20.64
Female NPT	DESO	QC4-D-2PF	1/8	2.55	64.77	0.62	15.75	9/16	14.29
		QC4-D-4PF	1/4	2.74	69.60	0.62	15.75	3/4	19.05
		QC6-D-4PF	1/4	2.76	70.10	0.74	18.80	3/4	19.05
		QC6-D-6PF	3/8	2.83	71.88	0.74	18.80	7/8	22.23
		QC8-D-8PF	1/2	3.37	85.60	0.87	22.10	1-1/16	26.99
Male NPT	DESO	QC4-D-2PM	1/8	2.61	66.29	0.62	15.75	7/16	11.11
		QC4-D-4PM	1/4	2.82	71.63	0.62	15.75	9/16	14.29
		QC6-D-4PM	1/4	2.84	72.14	0.74	18.80	9/16	14.29
		QC6-D-6PM	3/8	2.86	72.64	0.74	18.80	11/16	17.46
		QC8-D-8PM	1/2	3.46	87.88	0.87	22.10	7/8	22.23
Fractional Tube Fitting	SESO	QC4-S-D2	1/8	2.82	71.63	0.62	15.75	7/16	11.11
		QC4-S-D4	1/4	2.94	74.68	0.62	15.75	1/2	12.70
		QC6-S-D6	3/8	3.05	77.47	0.74	18.80	5/8	15.88
		QC8-S-D8	1/2	3.27	83.06	0.87	22.10	13/16	20.64
Female NPT	SESO	QC4-S-2PF	1/8	2.55	64.77	0.62	15.75	9/16	14.29
		QC4-S-4PF	1/4	2.74	69.60	0.62	15.75	3/4	19.05
		QC6-S-4PF	1/4	2.76	70.10	0.74	18.80	3/4	19.05
		QC6-S-6PF	3/8	2.83	71.88	0.74	18.80	7/8	22.23
		QC8-S-8PF	1/2	3.37	85.60	0.87	22.10	1-1/16	26.99
Male NPT	SESO	QC4-S-2PM	1/8	2.61	66.29	0.62	15.75	7/16	11.11
		QC4-S-4PM	1/4	2.82	71.63	0.62	15.75	9/16	14.29
		QC6-S-4PM	1/4	2.84	72.14	0.74	18.80	9/16	14.29
		QC6-S-6PM	3/8	2.86	72.64	0.74	18.80	11/16	17.46
		QC8-S-8PM	1/2	3.46	87.88	0.87	22.10	7/8	22.23

*For Outside diameter of keyed stems see page 37.

Complete ordering information is provided on page 9.

Bodies

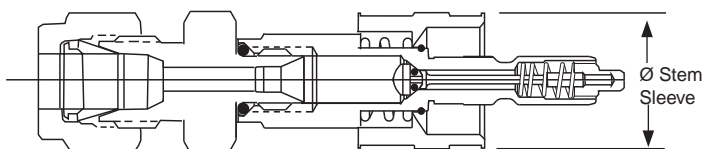


Model Shown: End Connection Type Fractional Tube Fitting

End Connection Type	Basic Ordering Number	Connector Size	Dimensions					
			A		B*		C	
			In.	mm	In.	mm	In.	mm
Fractional Tube Fitting	QC4-B-D2	1/8	2.02	51.31	0.86	21.84	5/8	15.88
	QC4-B-D4	1/4	2.11	53.59	0.86	21.84	5/8	15.88
	QC6-B-D6	3/8	2.38	60.45	0.98	24.89	3/4	19.05
	QC8-B-D8	1/2	3.30	83.82	1.21	30.73	15/16	23.81
Female NPT	QC4-B-2PF	1/8	1.94	49.28	0.86	21.84	5/8	15.88
	QC4-B-4PF	1/4	2.13	54.10	0.86	21.84	3/4	19.05
	QC6-B-4PF	1/4	2.34	59.44	0.98	24.89	3/4	19.05
	QC6-B-6PF	3/8	2.41	61.21	0.98	24.89	7/8	22.23
	QC8-B-8PF	1/2	2.96	75.18	1.21	30.73	1-1/16	26.99
Male NPT	QC4-B-2PM	1/8	1.80	45.72	0.86	21.84	5/8	15.88
	QC4-B-4PM	1/4	1.98	50.29	0.86	21.84	5/8	15.88
	QC6-B-4PM	1/4	2.20	55.88	0.98	24.89	3/4	19.05
	QC6-B-6PM	3/8	2.20	55.88	0.98	24.89	3/4	19.05
	QC8-B-8PM	1/2	2.56	65.02	1.21	30.73	15/16	23.81

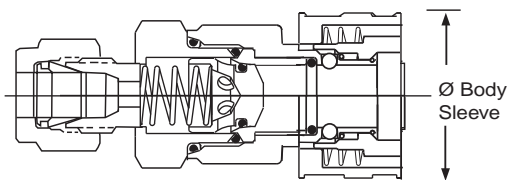
*For Outside diameter of keyed bodies see page 35.

Keys



Model Shown: End Connection Type Fractional Tube Fitting

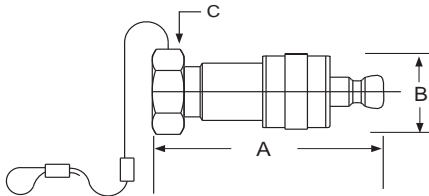
QUICK CONNECT KEY NUMBERS AND STEM SLEEVE OUTSIDE DIAMETERS						
Key Number and Color	QC4		QC6		QC8	
	Ø Stem Sleeve		Ø Stem Sleeve		Ø Stem Sleeve	
	In.	mm	In.	mm	In.	mm
K1 black	0.82	20.83	0.99	25.15	1.11	28.19
K2 orange	0.85	21.59	1.02	25.91	1.14	28.96
K3 green	0.88	22.35	1.05	26.67	1.17	29.72
K4 yellow	0.91	23.11	1.08	27.43	1.20	30.48
K5 blue	0.94	23.88	1.11	28.19	1.23	31.24
K6 white	0.97	24.64	1.14	28.96	1.26	32.00
K7 purple	1.00	25.40	1.17	29.72	1.29	32.77
K8 brown	1.03	26.16	1.20	30.48	1.32	33.53



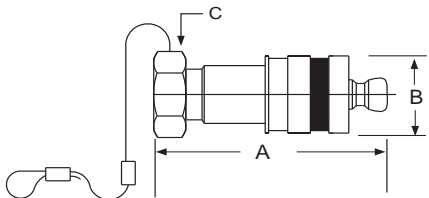
Model Shown: End Connection Type Fractional Tube Fitting

QUICK CONNECT KEY NUMBERS AND BODY SLEEVE OUTSIDE DIAMETERS						
Key Number and Color	QC4		QC6		QC8	
	Ø Body Sleeve		Ø Body Sleeve		Ø Body Sleeve	
	In.	mm	In.	mm	In.	mm
K1 black	0.96	24.38	1.13	28.70	1.26	32.00
K2 orange	0.99	25.15	1.16	29.46	1.29	32.77
K3 green	1.02	25.91	1.19	30.23	1.32	33.53
K4 yellow	1.05	26.67	1.22	30.99	1.35	34.29
K5 blue	1.08	27.43	1.25	31.75	1.38	35.05
K6 white	1.11	28.19	1.28	32.51	1.41	35.81
K7 purple	1.14	28.96	1.31	33.27	1.44	36.58
K8 brown	1.17	29.72	1.35	34.29	1.47	37.34

Plugs and Caps



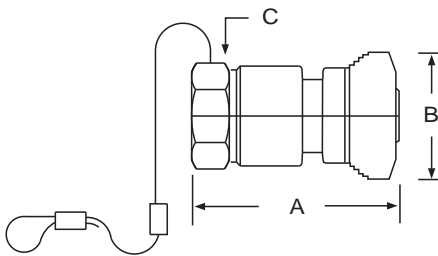
STEM PLUGS								
Series	Part Number	Body Size	A		B		C	
			In.	mm	In.	mm	In.	mm
QC4	QC4-SP-316	1/4	2.25	57.15	0.62	15.75	9/16	14.29
QC4	QC4-SP-B	1/4	2.25	57.15	0.62	15.75	9/16	14.29
QC6	QC6-SP-316	3/8	2.47	62.74	0.74	18.80	11/16	17.46
QC6	QC6-SP-B	3/8	2.47	62.74	0.74	18.80	11/16	17.46
QC8	QC8-SP-316	1/2	3.38	85.85	0.87	22.10	7/8	22.23
QC8	QC8-SP-B	1/2	3.38	85.85	0.87	22.10	7/8	22.23



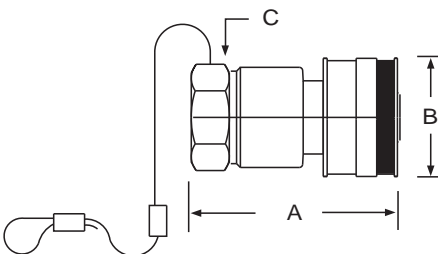
KEYED STEM PLUGS								
Series	Part Number	Body Size	A		B	C		
			In.	mm	In.	mm		
QC4	QC4-SP-316	1/4	2.25	57.15	*	9/16	14.29	
QC4	QC4-SP-B	1/4	2.25	57.15	*	9/16	14.29	
QC6	QC6-SP-316	3/8	2.47	62.74	*	11/16	17.46	
QC6	QC6-SP-B	3/8	2.47	62.74	*	11/16	17.46	
QC8	QC8-SP-316	1/2	3.38	85.85	*	7/8	22.23	
QC8	QC8-SP-B	1/2	3.38	85.85	*	7/8	22.23	

When stem is uncoupled, the use of a stem plug is recommended to guard against damage and contaminants. Stem plugs are not pressure containing devices.

* For outside diameter of keyed stem plugs see page 37.



BODY CAPS								
Series	Part Number	Body Size	A		B		C	
			In.	mm	In.	mm	In.	mm
QC4	QC4-BC-316	1/4	1.42	36.07	0.86	21.84	9/16	14.29
QC4	QC4-BC-B	1/4	1.42	36.07	0.86	21.84	9/16	14.29
QC6	QC6-BC-316	3/8	1.63	41.40	0.98	24.89	11/16	17.46
QC6	QC6-BC-B	3/8	1.63	41.40	0.98	24.89	11/16	17.46
QC8	QC8-BC-316	1/2	2.01	51.05	1.21	30.73	7/8	22.23
QC8	QC8-BC-B	1/2	2.01	51.05	1.21	30.73	7/8	22.23



KEYED BODY CAPS								
Series	Part Number	Body Size	A		B	C		
			In.	mm	In.	mm		
QC4	QC4-BC-316	1/4	1.42	36.07	*	9/16	14.29	
QC4	QC4-BC-B	1/4	1.42	36.07	*	9/16	14.29	
QC6	QC6-BC-316	3/8	1.63	41.40	*	11/16	17.46	
QC6	QC6-BC-B	3/8	1.63	41.40	*	11/16	17.46	
QC8	QC8-BC-316	1/2	2.01	51.05	*	7/8	22.23	
QC8	QC8-BC-B	1/2	2.01	51.05	*	7/8	22.23	

When body is uncoupled, the use of a body cap is recommended to guard against damage and contaminants. Body caps are not pressure containing devices.

* For outside diameter of keyed body caps see page 37.

*To order Keyed Stem Plugs or Keyed Body Caps add the key color as a suffix to the basic ordering number.